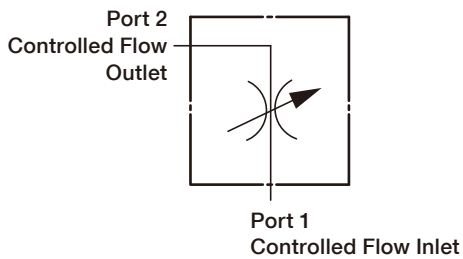


NV



SYMBOLS



ORDER CODES

NV - **082** - **L** **A** **N**

1 2 3 4

1	▶ Model Name	NV	
2	▶ Cavity & Max. Orifice	082	T082, 6.5mm
		102	T102, 8.5mm
		122	T122, 12.5mm
		162	T162, 16mm
3	▶ Control Manner	L	standard screw adjustment
		K	hand knob with lock knob
4	▶ Material of Seal	N	buna-N
		V	viton

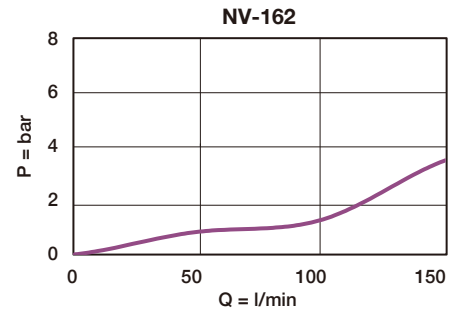
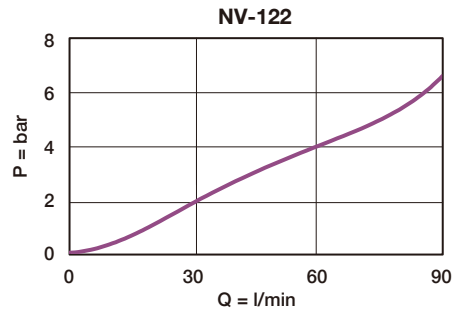
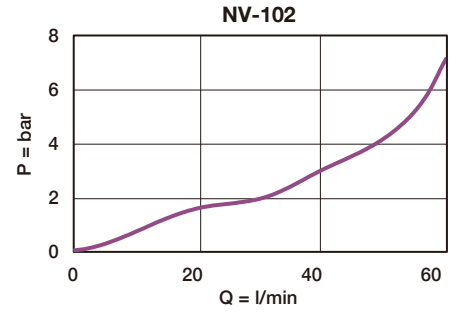
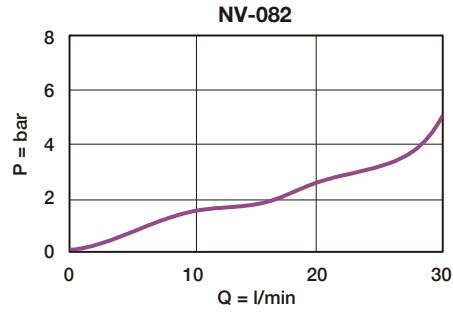
MODEL SPEC.

Model	Cavity	Capacity (l/min)	Max. Pressure (bar)	Installation Torque (Nm)	Operational Temperature	Weight (kg)
NV-082	T082	30	300	40/50	-35 ~ 100°C (-31 ~ 212°F)	0.11
NV-102	T102	50	300	40/50		0.14
NV-122	T122	80	300	40/50		0.26
NV-162	T162	150	300	40/50		0.39

PERFORMANCE CURVES

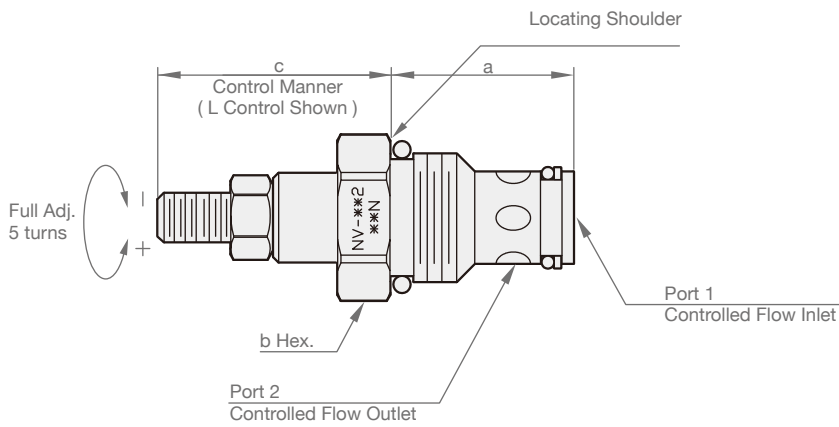
Typical Pressure Drop

— Fully Open, Port1 ~ Port2



DIMENSION

(UNIT : mm)



Model	a	b	c	
			L	K
NC-082	27.7	22.4	48	53
NC-102	31.8	25.4	51	56
NC-122	46.0	31.8	53	58
NC-162	44.5	38.1	59	64