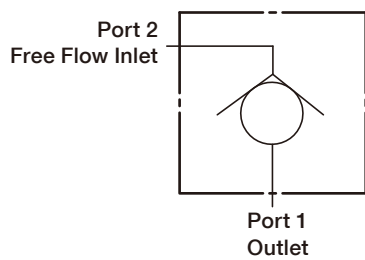


CXD



SYMBOLS



ORDER CODES

CX **2** **D** - **T13A** - **X** **C** **N**

1 2 2 3 4 5 6

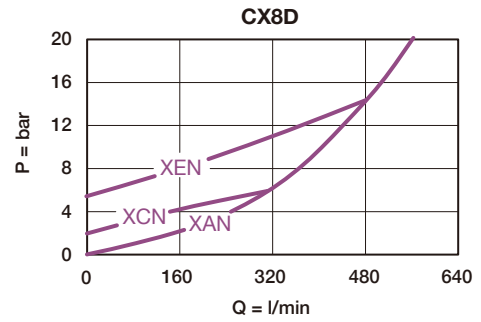
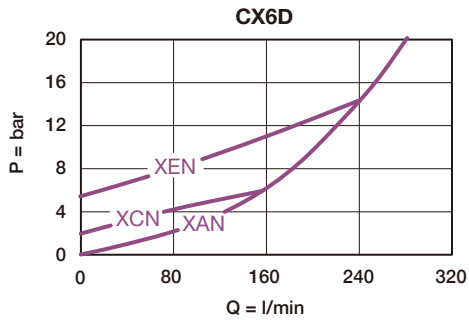
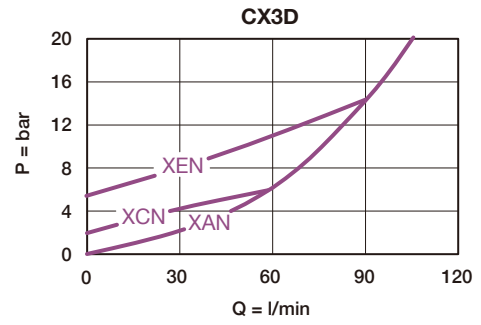
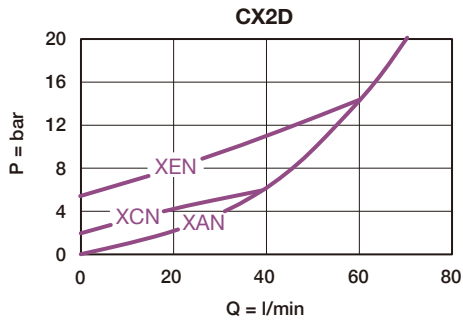
1	▶ Model Name	CX	
2	▶ Valve Size	2, 3, 6, 8	
3	▶ Operation	D	Free Flow Por2 to Port1
4	▶ Cavity	T13A, T5A, T16A, T18A	
5	▶ Control Manner	X	unadjustable
6	▶ Cracking Pressure	A	0.3 bar
		B	1.0 bar
		C	2.0 bar
		D	3.5 bar
		E	5.0 bar
7	▶ Material of Seal	N	buna-N
		V	viton

MODEL SPEC.

Model	Cavity	Capacity (l/min)	Max. Pressure (bar)	Installation Torque (Nm)	Operational Temperature	Weight (kg)
CX2D	T13A	60	350	40/50	-35 ~ 100°C (-31 ~ 212°F)	0.12
CX3D	T5A	120	350	60/70		0.18
CX6D	T16A	240	350	200/215		0.42
CX8D	T18A	480	350	465/500		0.93

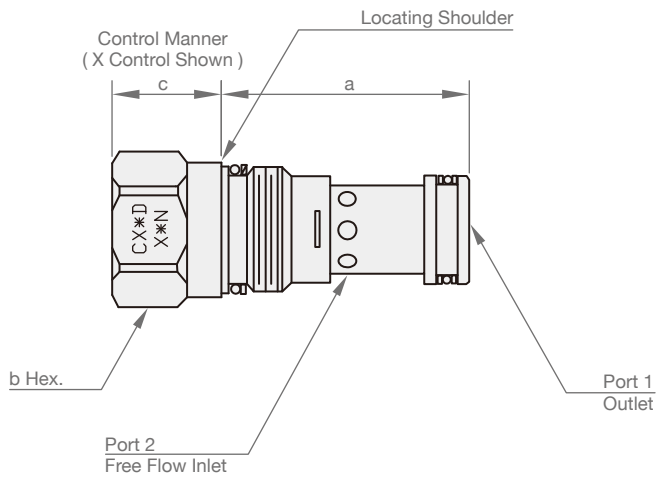
PERFORMANCE CURVES

► Typical Pressure Drop



DIMENSION

(UNIT : mm)



Model	a	b	c
			X
CX2D	34.9	22.2	19
CX3D	41.1	28.6	18
CX6D	61.9	31.8	25
CX8D	79.4	41.3	31