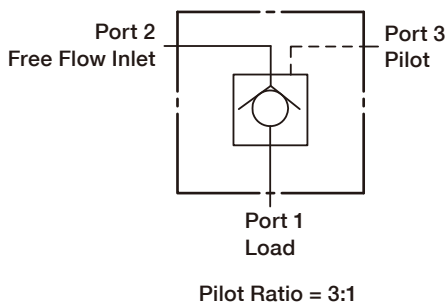


CKB



SYMBOLS



ORDER CODES

CK **2B** - **T11A** - **X** **C** **N**

1 2 3 4 5 6

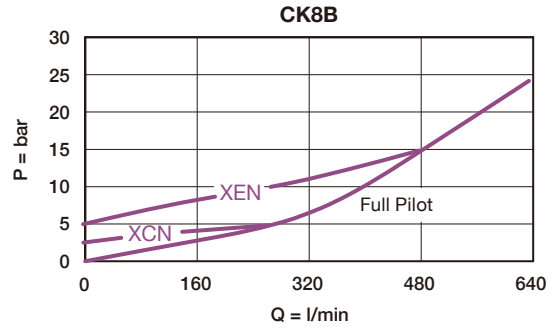
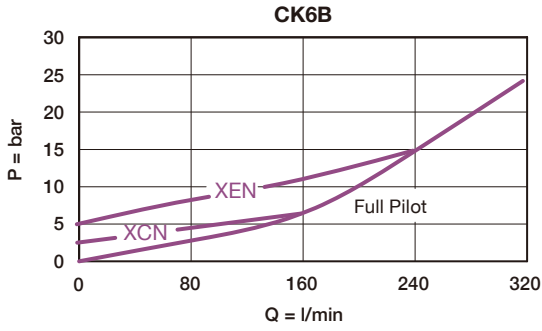
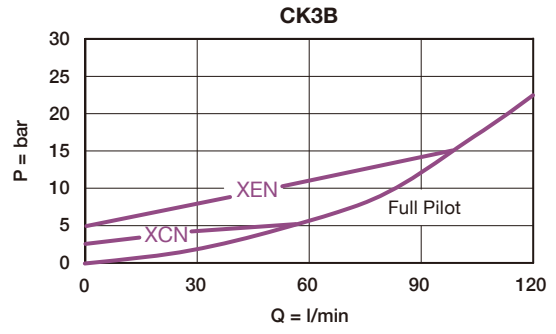
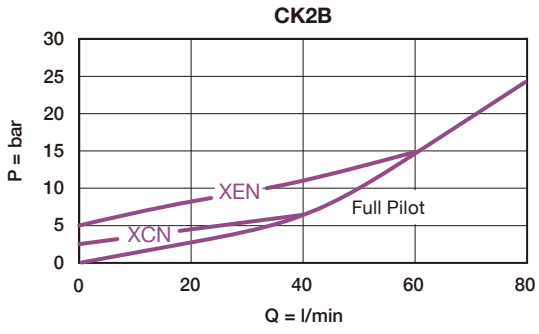
1	Model Name	CK	
2	Valve Size	2B, 3B, 6B, 8B	
3	Cavity	T11A, T2A, T17A, T19A	
4	Control Manner	X	standard pilot
		L	manual load release
5	Cracking Pressure	A	0.3 bar
		C	2.0 bar
		E	5.0 bar
6	Material of Seal	N	buna-N
		V	viton

MODEL SPEC.

Model	Cavity	Capacity (l/min)	Max. Pressure (bar)	Installation Torque (Nm)	Operational Temperature	Weight (kg)
CK2B	T11A	60	350	40/50	-35 ~ 100°C (-31 ~ 212°F)	0.13
CK3B	T2A	120	350	60/70		0.24
CK6B	T17A	240	350	200/215		0.53
CK8B	T19A	480	350	465/500		1.16

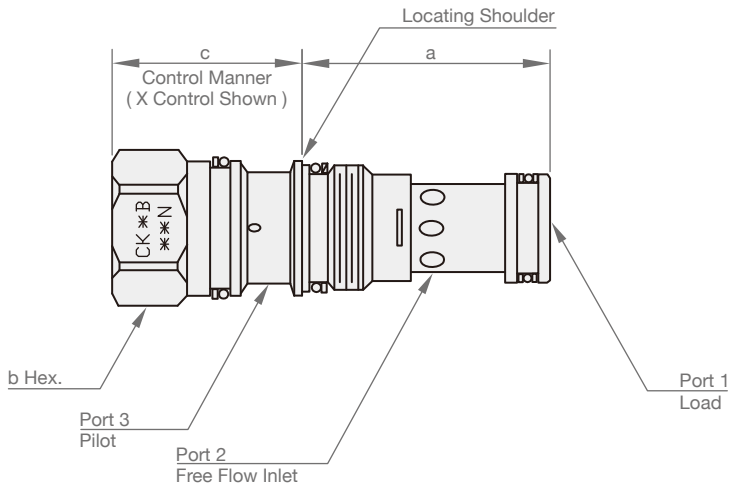
PERFORMANCE CURVES

► Typical Pressure Drop



DIMENSION

(UNIT : mm)



Model	a	b	c	
			X	L
CK2B	34.9	22.2	31	64
CK3B	34.9	28.6	35	72
CK6B	46.0	31.8	46	84
CK8B	63.5	41.3	59	100